

GENUINE & CUSTOMIZED

COMFORT FOR EVERY ROOM



Floating Air®

VERSATILE, SUPER-EFFICIENT
& ULTRA-QUIET



RUUD® FLOATING AIR™ DUCTLESS MINI-SPLIT SYSTEMS

Home comfort has never been more convenient—or customizable. Engineered to match your exact heating and cooling preferences, Ruud® Floating Air™ Ductless Mini-split Systems are available in single- and multi-zone options. Plus, every unit offers high energy efficiencies and quiet operation, delivering year-round peace of mind.

RELY ON



Ruud-Canada.ca/FloatingAir

WHY CHOOSE RUUD®

FLOATING AIR™ DUCTLESS MINI-SPLIT SYSTEMS

Designed to excel in both residential applications and light commercial applications, Ruud Floating Air mini-split systems can efficiently heat and cool one room or multiple rooms. With ductless systems you experience:



Zero Duct Loss

According to the DOE, ducted systems lose an average of 25–40% in performance due to leaks, cracks or disconnections in ductwork. No ductwork means that ductless systems do not experience duct loss, saving energy and money.



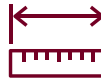
Heating & Cooling Flexibility

Ruud Floating Air units are available in single-zone or multi-zone systems, making it easy to find the heating and cooling solution to best fit your needs.



No Dirty Ducts

With a ductless system, there's no need to clean dirty air ducts that can harbor dust, germs and allergens.



Total Installation Flexibility

With Ruud Floating Air systems, you can mix and match your outdoor unit with various indoor unit types: wall-mounted, ceiling cassettes, The Insider® concealed ducted models, and even a ducted air handler.



Wall-mounted Units

Mount to the wall and include time-saving features to make installation and service faster and easier, ultimately saving you money.



Ceiling Cassette Units

Install in a drop-ceiling and mount flush to the ceiling for a clean look and efficient installation.



The Insider® Concealed Ducted Units

Install in the ceiling or furr down, providing hidden-from-sight comfort. In multi-zone systems, conditioned or non-conditioned air can be added to the ducting to allow fresh air into the conditioned space as desired.



Air Handler

In applications where ductwork makes the most sense, such as replacing an existing system, the **air handler option delivers the best of both worlds**—the convenience of whole-home comfort with the small space and low sound of a side-discharge outdoor unit. It can also be used in a multi-zone configuration with another indoor unit type(s) for additional flexibility.

COMFORT CUSTOMIZED TO YOUR NEEDS

Comfort shouldn't be complicated. No matter what you're looking for, Ruud® Floating Air™ systems—both single-zone and multi-zone—are packed with industry-leading features to meet your unique temperature needs while delivering high efficiencies and energy cost savings.



Single-zone Systems

A single-zone system is best if you are looking to efficiently cool and heat a single room or space. Single-zone systems are a great alternative to traditional central HVAC systems.



Multi-zone Systems

A multi-zone system is best if you're looking for customized and efficient comfort for multiple rooms. Multi-zone systems allow you to set room-by-room temperature preferences for up to five rooms. Plus, occupants can set the temperature of each zone to their preferred comfort level¹ or turn off units in unoccupied rooms without impacting other zones.



¹Multi-zone units cannot heat and cool simultaneously.



Easy Service & Maintenance

Designed with HVAC technicians in mind, wall-mounted units feature our PlusOne® **FastPro**®—which allows quick removal of the blower wheel assembly for easy maintenance, saving significant time on the job.



Precision Comfort

Floating Air units feature a Precision Inverter® compressor that ramps up quickly with Soft-Start™ technology to reach the indoor set temperature, then maintains precise temperature control for perfect comfort—and ongoing savings.



Built to Perform & Built to Last

All systems are designed to heat and cool efficiently—and select systems can operate efficiently in extreme temperatures, with cooling in ambient temperatures as low as 5°F and heating down to -22°F. Plus, many models feature Diamonblue™ Advanced Corrosion Protection, extending the unit's life.



Smart Control

Adjust the set point, schedule, control multiple units in unison, and more, at home with the included wireless remote or on the go with the convenience of the ComfortPro mobile app.

PRECISE PERFORMANCE & STATE-OF-THE-ART FEATURES

Floating Air™ mini-split systems are engineered to deliver precise comfort and are packed with features to help keep your environmental footprint and energy bills low.

Saving Energy While Maximizing Comfort

Traditional air conditioners have on/off compressors that result in wild temperature swings, inefficient energy use and hard stops/starts that may shorten the life of the unit.

The **Precision Inverter**® variable speed compressor adjusts up or down based on need, providing the user precise temperature control, exceptional energy efficiencies and dependably quiet operation.



**PRECISION
INVERTER**®

Automatically adjusts
its performance based
on the room's need.

At Home in the Extreme Cold

We designed Floating Air *Ultra*™ Series models to work all the way down to -22°F. So they're ready for whatever winter can dish out nearly everywhere. In fact, all *Ultra*™ Series models are ENERGY STAR® Cold Climate Heat Pump certified.

Sustainable Operation

All Floating Air models utilize low-GWP refrigerant, with *Achiever*® Series utilizing R-32 with a GWP of 675 and *Achiever Plus*® and *Ultra*™ Series utilizing R-454B with a GWP of 466. Plus, many models are ENERGY STAR® certified, providing even greater energy savings.



Built-in Wi-Fi Connectivity

- Available on all wall-mounted and ceiling cassette models
- Easy-to-use ComfortPro mobile app
- Create customizable, seven-day schedule
- Control with smartphone or wireless remote
- Voice Command with Amazon Alexa and Google Home

ComfortPRO
MOBILE APP



EASY-TO-CLEAN DESIGN

FOR FAST SERVICING & GREATER SAVINGS

Save Time With PlusOne® **FastPro**® Easy-service Design

All wall-mounted units¹ feature alignment arrows to help contractors mark and drill holes with total confidence, while kickstands tilt the unit away from the wall, providing ample workspace. Floating Air units also feature:

MODULAR DRAIN PAN ASSEMBLY

Easy to remove for cleaning

QUICK ACCESS

Tangential blower and motor for easier repairs

CLEAR PIPING ACCESS

Simplifies maintenance tasks

WIRE TERMINAL BLOCKS

Easy to access for servicing

ONBOARD ERROR CODES

Ensure trouble-free operation

COMPLETE COIL ACCESS

For easy cleaning

**40%
FASTER²**
TO INSTALL



**50%
FASTER²**
TO SERVICE



**45%
FASTER²**
TO CLEAN



¹Excludes FAHSW36A3D. ²Faster than similar installation, cleaning and service performed on standard ductless wall-mounted units.

Simplified Troubleshooting

Diagnostics are faster, easier and more accurate with the built-in troubleshooting tool on Ruud multi-zone outdoor units, helping the contractor to save even more time.



We Thought of Everything... & Then Some

We evaluate every detail of a product from top to bottom, inside and out and every angle in between. That's 360°+1. And that's why you can count on these ductless mini-split systems to bring you and your family years of efficient and dependable comfort.

FIND THE LINE

THAT BEST SUITS YOUR NEEDS

We offer three exceptional lines of ductless mini-splits, each with unique features for simple installation, resulting in savings and easier maintenance visits. All models feature built-in Wi-Fi, auto restart, surge cool/heat, dry mode, auto clean and advanced corrosion protection.

GOOD | BETTER | **BEST**

Floating Air™ Ultra™ Series (Single- and Multi-zone)

The ultimate series with extreme operating ranges, extreme heat pump performance, high efficiencies, and available with three indoor installation options for both single- and multi-zone.



- Available in Wall-Mounted, Ceiling Cassette, The Insider® Concealed Ducted and as an Air Handler; Single-zone 9K–24K BTU, Multi-zone Outdoor Unit Capacities 18K–42K BTU
- Extreme cold climate heat pump performance: 100% of rated capacity at 5°F¹
- Extreme low ambient heat pump operation down to -22°F in Single-zone, and -13°F in Multi-zone
- All models ENERGY STAR® and ENERGY STAR® Cold Climate Heat Pump certified

GOOD | **BETTER** | BEST

Floating Air™ Achiever Plus® Series

This line delivers all the features of Floating Air Achiever® Series models plus higher efficiencies and extended operating capacities.

- Available in Single-zone, Wall-Mounted only, 9K–24K BTU
- Efficiencies up to 25 SEER2
- All models ENERGY STAR® and ENERGY STAR® Cold Climate Heat Pump certified



GOOD | BETTER | **BEST**

Floating Air™ Achiever® Series

This line is ideal if you're looking to heat and cool a single room and in the market for an affordable and efficient comfort solution.

- Available in Single-zone, Wall-Mounted only, 9K–36K BTU
- ENERGY STAR® certified models available²



¹Ultra Series Multi-zone 42K BTU models operate at 86% capacity at 5°F.

²Applies to FSHW091C and FSHW183D model sets.

See the below comparison chart
to help you choose among Floating Air *Ultra*™ Series,
Achiever Plus® Series and *Achiever*® Series systems:



ZONES	SYSTEM TYPE								
	WALL-MOUNTED				CEILING CASSETTE		CONCEALED DUCTED		AIR HANDLER
	SINGLE-ZONE			MULTI-ZONE	SINGLE-ZONE	MULTI-ZONE	SINGLE-ZONE	MULTI-ZONE	MULTI-ZONE
Floating Air™ Series	<i>Achiever</i> Series	<i>Achiever Plus</i> Series	<i>Ultra</i> Series	<i>Ultra</i> Series	<i>Ultra</i> Series	<i>Ultra</i> Series	<i>Ultra</i> Series The Insider®	<i>Ultra</i> Series The Insider®	<i>Ultra</i> Series
PlusOne® <i>FastPro</i> ® Design	√*	√	√	√	—	—	—	—	—
Built-in Wi-Fi Models, <i>ComfortPro</i> Mobile App	√	√	√	√	√	√	—	—	—
Available Voltage	115V, 230/208V	115V, 230/208V	230/208V	230/208V	230/208V	230/208V	230/208V	230/208V	230/208V
SEER2 (Up To)	21.0	25.0	22.0	23.0	20.0	23.0	19.5	19.0	19.0
HSPF2 (Up To)	9.8	11.0	10.5	10.0	10.5	10.0	9.5	9.4	9.4
Low Ambient Cooling Operation	5°F	5°F	5°F	5°F	5°F	5°F	5°F	5°F	5°F
Low Ambient Heating Operation	-5°F	-13°F	-22°F	-13°F	-22°F	-13°F	-22°F	-13°F	-13°F
<i>Diamonblue</i> ™ Advanced Corrosion Protection	√	√	√	√	√	√	√	√	√
Wall Controller Option with 7-day programmability	√	√	√	√	√	√	Included	Included	Compatible with most 24V thermostats
Wireless Remote Control	Included	Included	Included	Included	Included	Included	—	—	—
Auto Changeover	√	√	√	—	√	—	√	—	—
4-Way Auto Swing	2-way	√	√	√	√	√	—	—	—
Washable Air Filter	√	√	√	√	√	√	√	√	—

**FastPro*® not available on FAHSW36A3D.

Floating Air® **ACHIEVER®** SERIES WALL-MOUNTED HEAT PUMPS

FEATURING OUR PLUSONE® **FastPro®** EASY-SERVICE DESIGN

GOOD | BETTER | BEST

Key Features

✔ **Precision Inverter®** technology
(variable speed compressor)

✔ Soft-Start™ compressor

✔ BLDC motor

✔ Built-in Wi-Fi

• Ultra quiet operation

✔ Sleep mode

✔ ENERGY STAR® certified
models available*

✔ indicates sustainability feature

- Easy-to-read temperature display
- Wireless remote control included
- Efficiencies of up to 21.0 SEER²

SMART
HOME
READY



Single-zone

115 VOLT MODELS:



FAHSW09A1C, FAHSW12A1C



FHSR09B1C, FHSR12B1C

230/208 VOLT MODELS:



FAHFW18A3D, FAHFW24A3D



FHSR18B3D, FHSR24B3D



FAHSW36A3D
(FastPro® not available on this model)



FHSR36B3D



*Applies to FSHW091C and FSHW183D model sets.

FLOATING AIR™ *ACHIEVER*® SERIES | SINGLE-ZONE | WALL-MOUNTED HEAT PUMPS

MODEL	Model Set	Unit	FSHW091C	FSHW121C	FSHW183D	FSHW243D	FSHW363D
	Indoor Model		FAHSW09A1C	FAHSW12A1C	FAHFW18A3D	FAHFW24A3D	FAHSW36A3D
	Outdoor Model		FSHSR09B1C	FSHSR12B1C	FSHSR18B3D	FSHSR24B3D	FSHSR36B3D
	Power Supply		115V~, 60Hz, 1P		208V/230V~, 60Hz, 1P		
COOLING	ENERGY STAR® Standard	Y/N	Y	N	Y	N	N
	ENERGY STAR – Cold Climate	Y/N	N	N	N	N	N
	Rated Capacity @ 95°F	Btu/h	9,000	12,000	18,000	24,000	34,600
	Cooling Capacity Range (Min.–Max.)	Btu/h	3,600–10,000	4,000–13,000	6,500–19,000	8,000–25,000	9,300–36,000
HEATING	EER2 @ 95°F	Btu/h/W	12.50	10.20	12.00	10.60	9.50
	SEER2	Btu/h/W	20.00	18.00	21.00	19.50	20.00
	Cooling Operating Range	°F	5–118	5–118	5–118	5–118	5–118
	Rated Capacity @ 47°F	Btu/h	9,500	12,000	18,000	24,000	35,000
	Heating Capacity Range (Min.–Max.)	Btu/h	3,600–10,000	4,000–13,000	6,500–19,000	8,000–25,000	9,600–37,500
	COP @ 47°F	W/W	4.10	3.40	3.91	3.30	3.25
	COP @ 5°F	W/W	2.00	1.90	2.40	1.90	1.95
	HSPF2	Btu/h/W	9.00	8.50	9.80	8.50	8.40
INDOOR AIRFLOW	Rated Capacity Heating @ 17°F (-8.3°C)	Btu/h	6,800	8,800	14,800	21,000	19,200
	Maximum Heating Capacity @ 5°F (-15°C)	Btu/h	6,000	7,500	15,000	18,500	20,000
	Heating Operating Range	°F	-5–75	-5–75	-5–75	-5–75	-5–75
	Air Circulation (Max./H/M/L)	ft³ CFM	382/341/294/247	394/365/312/253	647/588/482/382	706/647/559/441	1,059/1,018/883/712
INDOOR FAN MOTOR	Sound Rating – Indoor (Max./H/M/L/Quiet)	dB(A)	42/39/37/35/32	42/39/37/35/32	48/45/41/39/36	50/48/43/41/39	52/48/43/39/38
	Output	W	46	46	35	35	70
OUTDOOR AIRFLOW	Speed (High/Med/Low)	r/min	1,100/940/800	1,154/992/800	1,100/960/800	1,200/1,040/880	1,060/930/810
	Air Circulation (High) for Outdoor	ft³ CFM	1,295	1,295	1,471	1,942	2,590
OUTDOOR FAN MOTOR	Sound Rating – Outdoor	dB(A)	53.0	53.0	56.0	60.0	60.0
	Output	W	36	36	60	102	102
ELECTRICAL	Speed (High)	r/min	850	880	840	880	900
	Rated Current	Cooling (A)	6.7	10.7	6.4	10.0	16.0
REFRIGERATION (R-454B)		Cooling (W)	720	1,176	1,506	2,264	3,660
		Heating (A)	6.2	9.6	8.1	9.5	14.2
		Heating (W)	679	1,034	1,349	2,132	3,160
	MOP (Rating of Overcurrent Protective Device)	A	25	25	20	35	40
	MCA (Minimum Circuit Ampacity)	A	14.6	15.6	14.5	21.0	25.8
	Communication Wire Size and Type		4 × 18AWG	4 × 18AWG	4 × 18AWG	4 × 18AWG	4 × 18AWG
INDOOR UNIT DIMENSIONS & WEIGHTS	Moisture Removal	pints/hr	1.9	2.5	3.8	4.2	7.9
	Refrigerant Charge Volume	oz.	21.2	21.9	45.9	47.7	72.4
	Liquid Pipe	in.	1/4	1/4	1/4	3/8	3/8
	Gas Pipe	in.	3/8	3/8	1/2	5/8	5/8
	Max. Pipe Length (Total)	ft.	65.6	65.6	98.4	98.4	98.4
	Max. Elevation (Indoor Units Higher Than Outdoor Unit)	ft.	49.2	49.2	49.2	49.2	49.2
	Pre-charge Pipe Length	ft.	24.6	24.6	24.6	24.6	24.6
	Additional Refrigerant Charge per Foot After 25 ft.	oz./ft.	0.22	0.22	0.22	0.32	0.43
OUTDOOR UNIT DIMENSIONS & WEIGHTS	Dimension (W×H×D)	in.	33-7/8×11-2/8×8-4/8	33-7/8×11-2/8×8-4/8	45-2/8×13-2/8×10-1/8	45-2/8×13-2/8×10-1/8	52-3/8×14-2/8×10-6/8
		mm	860×285×216	860×285×216	1,148×336×256	1,148×336×256	1,330×363×274
	Packing (L×H×W)	in.	36-5/8×15×11-2/8	36-5/8×15×11-2/8	47-7/8×16-1/8×13	47-7/8×16-1/8×13	56-1/8×15-4/8×18-1/8
		mm	930×285×380	930×285×380	1,215×330×410	1,215×330×410	1,425×395×460
	Net Weight	lbs.	22.1	22.05	32.0	34.2	40.8
		kg	10.0	10.0	15.0	16.0	19.0
	Shipping Weight	lbs.	26.5	26.5	37.5	39.7	50.3
		kg	12.0	12.0	17.0	18.0	23.0
INDOOR UNIT DIMENSIONS & WEIGHTS	Dimension (W×H×D)	in.	28-1/8×21-2/8×9-4/8	28-1/8×21-2/8×9-4/8	31-7/8×23×11	33-7/8×25-5/8×12-2/8	35-3/8×29-4/8×13-3/8
		mm	715×540×240	715×540×240	810×585×280	860×650×310	900×750×340
	Packing (L×H×W)	in.	32-5/8×23-1/8×13-3/8	32-5/8×23-1/8×13-3/8	37×25-2/8×15-1/8	39-1/8×28-3/8×16-4/8	41-6/8×32-2/8×17-6/8
		mm	830×588×340	830×588×340	940×640×385	995×720×420	1,060×820×450
	Net Weight	lbs.	52.9	57.3	86.0	101.4	121.3
		kg	24.0	26.0	39.0	46.0	55.0
	Shipping Weight	lbs.	57.3	61.7	92.6	110.3	132.3
		kg	26.0	28.0	42.0	50.0	60.0

Standard

With Registration



Floating Air® **ACHIEVER PLUS®** SERIES WALL-MOUNTED HEAT PUMPS

FEATURING OUR PLUSONE® **FastPro®** EASY-SERVICE DESIGN

GOOD | **BETTER** | BEST

Key Features

- ✓ **Precision Inverter®** technology (variable speed compressor)
- ✓ Soft-Start™ compressor
- ✓ BLDC motor

- ✓ Built-in Wi-Fi
- Ultra quiet operation
- ✓ Sleep mode
- ✓ All models ENERGY STAR® and ENERGY STAR® Cold Climate Heat Pump certified

✓ indicates sustainability feature

- Easy-to-read temperature display
- Low ambient heat pump operation down to -13°F
- Wireless remote control included



**SMART
HOME
READY**

Single-zone



FPHSR09A1C, FPHSR12A1C,
FPHSR09A3D, FPHSR12A3D



FPHSR18A3D



FPHSR24A3D

**HIGH
EFFICIENCY
COOLING**

- Efficiencies of up to 25.0 SEER2
- Efficiencies of up to 11.0 HSPF2

115 VOLT MODELS:



FAHSW09A1C and FAHSW12A1C

230/208 VOLT MODELS:



FAHFW09A3D, FAHFW12A3D, FAHFW18A3D,
FAHFW24A3D



FLOATING AIR™ *ACHIEVER PLUS*® SERIES | SINGLE-ZONE | WALL-MOUNTED HEAT PUMPS

MODEL	Model Set	Unit	FPHW091C	FPHW121C	FPHW093D	FPHW123D	FPHW183D	FPHW243D
	Indoor Model		FAHSW09A1C	FAHSW12A1C	FAHFW09A3D	FAHFW12A3D	FAHFW18A3D	FAHFW24A3D
	Outdoor Model		FPHSR09A1C	FPHSR12A1C	FPHSR09A3D	FPHSR12A3D	FPHSR18A3D	FPHSR24A3D
	Power Supply		115V~, 60Hz, 1P			208V/230V~, 60Hz, 1P		
COOLING	ENERGY STAR® Standard	Y/N	Y	Y	Y	Y	Y	Y
	ENERGY STAR – Cold Climate	Y/N	Y	Y	Y	Y	Y	Y
	Rated Capacity @ 95°F	Btu/h	9,000	12,000	9,000	12,000	18,000	24,000
	Cooling Capacity Range (Min.–Max.)	Btu/h	3,600–10,000	4,000–13,000	3,600–10,000	4,000–13,000	6,500–19,000	8,000–25,000
	EER2 @ 95°F	Btu/h/W	12.25	12.25	13.65	12.25	12.95	12.25
HEATING	SEER2	Btu/h/W	23.00	22.00	25.00	23.00	21.00	22.50
	Cooling Operating Range (Min.–Max.)	°F	5–118	5–118	5–118	5–118	5–118	5–118
	Rated Capacity @ 47°F	Btu/h	9,500	12,000	9,000	12,000	18,000	24,000
	Heating Capacity Range (Min.–Max.)	Btu/h	3,600–10,000	4,000–13,000	3,600–10,000	4,000–13,000	6,500–19,000	8,000–25,000
	COP @ 47°F	W/W	3.98	3.98	4.00	3.80	3.70	3.60
INDOOR AIRFLOW	COP @ 5°F	W/W	1.90	1.90	2.10	2.00	1.90	1.80
	HSPF2	Btu/h/W	10.00	9.50	11.00	10.00	10.00	9.50
	Rated Capacity Heating @ 17°F (-8.3°C)	Btu/h	9,500	9,300	9,000	10,800	18,000	22,000
	Maximum Heating Capacity @ 5°F (-15°C)	Btu/h	8,700	9,200	9,000	11,000	18,000	19,800
	Maximum Heating Capacity @ -13°F (-25°C)	Btu/h	4,600	5,900	5,400	6,100	11,500	12,100
INDOOR FAN MOTOR	Heating Operating Range (Min.–Max.)	°F	-13–75	-13–75	-13–75	-13–75	-13–75	-13–75
	Air Circulation (Max./H/M/L)	ft³ CFM	382/341/294/247	394/365/312/253	382/341/294/247	394/365/312/253	647/588/482/382	706/647/559/441
	Sound Rating – Indoor (Max./H/M/L/Quiet)	dB(A)	42/39/37/35/32	42/39/37/35/32	42/39/37/35/32	42/39/37/35/32	48/45/41/39/36	50/48/43/41/39
	Output	W	46	46	25	25	35	35
	Speed (High/Med/Low)	r/min	1,100/940/800	1,154/992/800	1,101/938/800	1,154/992/800	1,100/960/800	1,200/1,040/880
OUTDOOR AIRFLOW	Air Circulation (High) for Outdoor	ft³ CFM	1,471	1,471	1,471	1,471	1,942	2,531
	Sound Rating – Outdoor	dB(A)	53.0	53.0	53.0	53.0	58.0	61.0
	Output	W	36	36	36	36	60	102
	Speed (High)	r/min	850	880	880	880	840	880
ELECTRICAL	Rated Current	Cooling (A)	6.0	6.0	2.5	4.3	6.1	8.7
		Cooling (W)	641	980	659	980	1,390	1,959
		Heating (A)	6.4	6.4	3.1	4.1	6.5	9.3
		Heating (W)	696	960	659	926	1,426	1,954
	MOP (Rating of Overcurrent Protective Device)	A	25	25	15	15	30	35
REFRIGERATION (R-454B)	MCA (Minimum Circuit Ampacity)	A	16.0	16.0	9.5	10.5	20.0	22.0
	Communication Wire Size and Type		4 × 18AWG	4 × 18AWG	4 × 18AWG	4 × 18AWG	4 × 18AWG	4 × 18AWG
	Moisture Removal	pints/hr	1.9	2.5	1.9	2.5	3.2	4.7
	Refrigerant Charge Volume	oz.	33.5	35.3	35.3	38.1	53.0	70.6
	Liquid Pipe	in.	1/4	1/4	1/4	1/4	1/4	3/8
INDOOR UNIT DIMENSIONS & WEIGHTS	Gas Pipe	in.	3/8	3/8	3/8	3/8	1/2	5/8
	Max. Pipe Length (Total)	ft.	65.6	65.6	65.6	65.6	98.4	98.4
	Max. Elevation (Indoor Units Higher Than Outdoor Unit)	ft.	49.2	49.2	49.2	49.2	49.2	49.2
	Pre-charge Pipe Length	ft.	24.6	24.6	24.6	24.6	24.6	24.6
	Additional Refrigerant Charge per Foot After 25 ft.	oz./ft.	0.22	0.22	0.22	0.22	0.22	0.32
OUTDOOR UNIT DIMENSIONS & WEIGHTS	Dimension (W×H×D)	in.	33-7/8×11-2/8×8-4/8	33-7/8×11-2/8×8-4/8	33-7/8×11-2/8×8-4/8	33-7/8×11-2/8×8-4/8	45-2/8×13-2/8×10-1/8	45-2/8×13-2/8×10-1/8
		mm	860×285×216	860×285×216	860×285×216	860×285×216	1,148×336×256	1,148×336×256
	Packing (L×H×W)	in.	36-5/8×15×11-2/8	36-5/8×15×11-2/8	36-5/8×15×11-2/8	36-5/8×15×11-2/8	47-7/8×16-1/8×13	47-7/8×16-1/8×13
		mm	930×380×285	930×380×285	930×380×285	930×380×285	1,215×410×330	1,425×460×395
	Net Weight	lbs.	22.1	22.05	22.1	22.05	34.2	34.2
		kg	10.0	10.0	10.0	10.0	16.0	16.0
	Shipping Weight	lbs.	26.5	26.5	26.5	26.5	39.7	39.7
		kg	12.0	12.0	12.0	12.0	18.0	18.0
	Dimension (W×H×D)	in.	31-7/8×23×11	31-7/8×23×11	31-7/8×23×11	31-7/8×23×11	33-7/8×25-5/8×12-2/8	35-3/8×29-4/8×13-3/8
		mm	810×585×280	810×585×280	810×585×280	810×585×280	860×650×310	900×750×340
	Packing (L×H×W)	in.	37×24-6/8×15-1/8	37×24-6/8×15-1/8	37×24-6/8×15-1/8	37×24-6/8×15-1/8	39-1/8×28-3/8×16-4/8	41-6/8×32-2/8×17-6/8
		mm	940×630×385	940×630×385	940×630×385	940×630×385	995×720×420	1,060×820×450
	Net Weight	lbs.	75.0	77.2	70.6	70.6	97.0	112.5
		kg	34.0	35.0	32.0	32.0	44.0	51.0
	Shipping Weight	lbs.	86.0	86.0	81.6	81.6	105.8	121.3
		kg	39.0	39.0	37.0	37.0	48.0	55.0

Standard With Registration











ULTRA™ SERIES WALL-MOUNTED HEAT PUMPS

FEATURING OUR PLUSONE® **FastPro**® EASY-SERVICE DESIGN

GOOD | BETTER | **BEST**

 indicates sustainability feature

Key Features

-  **Precision Inverter**® technology (variable speed compressor)
-  Soft-Start™ compressor
-  BLDC motor
-  Built-in Wi-Fi
- Ultra quiet operation
-  Sleep mode
-  All models ENERGY STAR® and ENERGY STAR® Cold Climate Heat Pump certified
- Easy-to-read temperature display
- Extreme cold climate heat pump performance: 100% of rated capacity at 5°F*
- Extreme low ambient heat pump operation
- Wireless remote control included

**SMART
HOME
READY**

*Ultra Series Multi-zone 42K BTU models operate at 86% capacity at 5°F.



Single-zone



FPHFR09A3D, FPHFR12A3D




FPHFR18A3D, FPHFR24A3D




- Low ambient heat pump operation down to -22°F
- Low ambient cooling operation down to 5°F
- Low temperature compressor start-up protection

Multi-zone



FPHMR18A3D



FPHMR27A3D, FPHMR36A3D,
FPHMR42A3D



- Low ambient heat pump operation down to -13°F
- Low ambient cooling operation down to 5°F
- Low temperature compressor start-up protection

230/208 VOLT MODELS:



FAHFW07A3D, FAHFW09A3D, FAHFW12A3D,
FAHFW18A3D, FAHFW24A3D



FLOATING AIR™ ULTRA™ SERIES | SINGLE-ZONE | WALL-MOUNTED HEAT PUMPS

MODEL	Model Set	Unit	FXHW093D	FXHW123D	FXHW183D	FXHW243D
	Indoor Model		FAHFW09A3D	FAHFW12A3D	FAHFW18A3D	FAHFW24A3D
	Outdoor Model		FPHFR09A3D	FPHFR12A3D	FPHFR18A3D	FPHFR24A3D
	Power Supply		208V/230V~, 60Hz, 1P			
COOLING	ENERGY STAR® Standard	Y/N	Y	Y	Y	Y
	ENERGY STAR – Cold Climate	Y/N	Y	Y	Y	Y
	Rated Capacity @ 95°F	Btu/h	9,000	12,000	18,000	24,000
	Cooling Capacity Range (Min.–Max.)	Btu/h	4,600–12,700	4,600–12,700	7,800–22,000	10,000–28,000
	EER2 @ 95°F	Btu/h/W	12.00	12.00	12.00	12.00
HEATING	SEER2	Btu/h/W	22.00	22.00	21.00	21.00
	Cooling Operating Range (Min.–Max.)	°F	5–125	5–125	5–125	5–125
	Rated Capacity @ 47°F	Btu/h	9,000	12,000	18,000	24,000
	Heating Capacity Range (Min.–Max.)	Btu/h	5,500–16,000	5,500–16,000	7,800–23,000	6,700–30,000
	COP @ 47°F	W/W	12.00	12.00	3.66	3.52
	COP @ 5°F	W/W	1.80	1.80	1.80	1.80
	HSPF2	Btu/h/W	10.50	10.50	10.00	10.00
	Rated Capacity Heating @ 17°F (-8.3°C)	Btu/h	6,500	8,700	14,100	19,100
	Maximum Heating Capacity @ 5°F (-15°C)	Btu/h	12,000	12,000	18,000	24,000
INDOOR AIRFLOW	Maximum Heating Capacity @ -13°F (-25°C)	Btu/h	8,400	8,400	12,600	16,200
	Heating Operating Range (Min.–Max.)	°F	-22–75	-22–75	-22–75	-22–75
INDOOR FAN MOTOR	Air Circulation (Max./H/M/L)	ft³ CFM	382/341/294/247	394/365/312/253	647/588/482/382	706/647/559/441
	Sound Rating – Indoor (Max./H/M/L/Quiet)	dB(A)	42/39/37/35/32	42/39/37/35/32	48/45/41/39/36	50/48/43/41/39
OUTDOOR AIRFLOW	Output	W	25	25	35	35
	Speed (High/Med/Low)	r/min	1,100/938/800	1,154/992/800	1,100/960/800	1,200/1,040/880
OUTDOOR FAN MOTOR	Air Circulation (High) for Outdoor	ft³ CFM	1,354	1,354	1,853	2,235
	Sound Rating – Outdoor	dB(A)	64.0	64.0	68.0	71.0
ELECTRICAL	Output	W	40	40	60	110
	Speed (High)	r/min	880	880	880	870
REFRIGERATION (R-454B)	Rated Current	Cooling (A)	3.9	4.5	6.7	8.9
		Cooling (W)	750	1,000	1,500	2,000
		Heating (A)	3.9	4.5	6.4	8.5
		Heating (W)	750	1,000	1,440	2,069
	MOP (Rating of Overcurrent Protective Device)	A	20	20	25	30
	MCA (Minimum Circuit Ampacity)	A	12.0	12.0	16.0	22.0
	Communication Wire Size and Type		4 × 18AWG	4 × 18AWG	4 × 18AWG	4 × 18AWG
INDOOR UNIT DIMENSIONS & WEIGHTS	Moisture Removal	pints/hr	2.4	3.7	4.2	6.3
	Refrigerant Charge Volume	oz.	38.1	38.1	56.4	74.1
	Liquid Pipe	in.	0.25	0.25	0.25	0.375
	Gas Pipe	in.	0.375	0.375	0.5	0.625
	Max. Pipe Length (Total)	ft.	130.0	130.0	150.0	165.0
	Max. Elevation (Indoor Units Higher Than Outdoor Unit)	ft.	50.0	50.0	80.0	100.0
	Pre-charge Pipe Length	ft.	25.0	25.0	25.0	25.0
	Additional Refrigerant Charge per Foot After 25 ft.	oz./ft.	0.16	0.16	0.16	0.38
OUTDOOR UNIT DIMENSIONS & WEIGHTS	Dimension (W×H×D)	in.	33-7/8×11-2/8×8-4/8	33-7/8×11-2/8×8-4/8	45-2/8×13-2/8×10-1/8	45-2/8×13-2/8×10-1/8
		mm	860×285×216	860×285×216	1,148×336×256	1,148×336×256
	Packing (L×H×W)	in.	36-5/8×15×11-2/8	36-5/8×15×11-2/8	47-7/8×16-1/8×13	47-7/8×16-1/8×13
		mm	930×380×285	930×380×285	1,215×410×330	1,215×410×330
	Net Weight	lbs.	22.1	22.05	34.2	34.2
		kg	10.0	10.0	15.5	15.5
	Shipping Weight	lbs.	26.5	26.5	39.7	39.7
		kg	12.0	12.0	18.0	18.0
INDOOR UNIT DIMENSIONS & WEIGHTS	Dimension (W×H×D)	in.	31-7/8×22-7/8×11	31-7/8×22-7/8×11	33-7/8×26-3/8×12-1/4	35-3/8×29-1/2×13-3/8
		mm	810×580×280	810×580×280	860×670×310	900×750×340
	Packing (L×H×W)	in.	37×16-1/2×25-1/4	37×16-1/2×25-1/4	39×17-3/4×28-3/4	41×32-5/8×18-1/8
		mm	940×420×640	940×420×640	990×450×730	1,040×830×460
	Net Weight	lbs.	79.4	79.4	97.0	116.8
		kg	36.0	36.0	46.0	53.0
	Shipping Weight	lbs.	86.0	86.0	105.8	125.7
		kg	39.0	39.0	50.0	57.0

FLOATING AIR™ ULTRA™ SERIES | MULTI-ZONE | WALL-MOUNTED HEAT PUMPS

MODEL	Indoor Model	Unit	FAHMMW07A3D	FAHFW09A3D	FAHFW12A3D	FAHFW18A3D	FAHFW24A3D
	Power Supply	V/ph/Hz	208V/230V~,60Hz,1P				
COOLING	Rated Capacity @ 95°F	Btu/h	7,000	9,000	12,000	18,000	24,000
	Cooling Capacity Range (Min. – Max.)	Btu/h	3,600–10,000	4,600–12,700	4,600–12,700	7,800–22,000	10,000–28,000
HEATING	Rated Capacity @ 47°F	Btu/h	8,500	9,000	12,000	18,000	24,000
	Heating Capacity Range (Min. – Max.)	Btu/h	3,600–10,000	5,500–16,000	5,500–16,000	7,800–23,000	6,700–30,000
AIRFLOW	Air Circulation (Max./H/M/L)	ft³ CFM	382/341/294/247	382/341/294/247	394/365/312/253	647/588/482/382	706/647/559/441
	Sound Rating – Indoor (Max./H/M/L/Quiet)	dB(A)	42/39/37/35/32	42/39/37/35/32	42/39/37/35/32	48/45/41/39/36	50/48/43/41/39
FAN MOTOR	Output	W	25	25	25	35	35
	Speed (High/Med/Low)	r/min	1,101/938/800	1,100/938/800	1,154/992/800	1,100/960/800	1,200/1,040/880
DIMENSIONS & WEIGHTS	Dimension (W×H×D)	in.	33-7/8×11-2/8×8-4/8	33-7/8×11-2/8×8-4/8	33-7/8×11-2/8×8-4/8	45-2/8×13-2/8×10-1/8	45-2/8×13-2/8×10-1/8
		mm	860×285×216	860×285×216	860×285×216	1,148×336×256	1,148×336×256
	Packing (L×H×W)	in.	36-5/8×15×11-2/8	36-5/8×15×11-2/8	36-5/8×15×11-2/8	47-7/8×16-1/8×13	47-7/8×16-1/8×13
		mm	930×380×285	930×380×285	930×380×285	1,215×410×330	1,215×410×330
	Net Weight	lbs.	22.1	22.1	22.1	34.2	34.2
		kg	10.0	10.0	10.0	15.5	15.5
	Shipping Weight	lbs.	26.5	26.5	26.5	39.7	39.7
		kg	12.0	12.0	12.0	18.0	18.0



FLOATING AIR™ ULTRA™ SERIES | MULTI-ZONE | OUTDOOR UNITS

For Outdoor Model Specs, see page 22.



ULTRA™ SERIES CEILING CASSETTE HEAT PUMPS

GOOD | BETTER | BEST

Key Features

• Precision Inverter® technology (variable speed compressor)

• BLDC motor

• Soft-Start™ compressor

• 360/8-way airflow

• Built-in Wi-Fi

• 4-way cooling

• Sleep mode

• Independent vane control

• 3 fan speeds

• Ultra-quiet turbo fan

• Evaporator frost control

indicates sustainability feature

• Clean, modern look

• Flexible installation

• All models ENERGY STAR® and ENERGY STAR® Cold Climate Heat Pump certified

• Precise air distribution

• Wireless remote control included



SMART
HOME
READY

Single-zone



FPHFR09A3D, FPHFR12A3D



FPHFR18A3D, FPHFR24A3D,
FPHFR36A3D



- Low ambient heat pump operation down to -22°F
- Low ambient cooling operation down to 5°F
- Low temperature compressor start-up protection

Multi-zone



FPHMR18A3D



FPHMR27A3D, FPHMR36A3D,
FPHMR42A3D



- Low ambient heat pump operation down to -22°F
- Low ambient cooling operation down to 5°F
- Low temperature compressor start-up protection

Cassettes



FPHFC09A3D, FPHFC12A3D



FPHFC18A3D, FPHFC24A3D,
FPHSC36A3D



NOTE: Images include cassette and grilles—sold separately. See next page.



FLOATING AIR™ ULTRA™ SERIES | SINGLE-ZONE | CEILING CASSETTE HEAT PUMPS

MODEL	Model Set	Unit	FPHC093D	FPHC123D	FPHC183D	FPHC243D	FPHC363D
	Indoor Model		FPHFC09A3D	FPHFC12A3D	FPHFC18A3D	FPHFC24A3D	FPHSC36A3D
	Outdoor Model		FPHFR09A3D	FPHFR12A3D	FPHFR18A3D	FPHFR24A3D	FPHFR36A3D
COOLING	Power Supply	V/Hz/ph	208V/230V~, 60Hz, 1P				
	ENERGY STAR® Standard	Y/N	Y	Y	Y	Y	Y
	ENERGY STAR – Cold Climate	Y/N	Y	Y	Y	Y	Y
	Rated Capacity @ 95°F	Btu/h	9,000	12,000	18,000	24,000	36,000
	Cooling Capacity Range (Min.–Max.)	Btu/h	4,300–14,500	4,300–14,500	7,800–24,000	9,000–30,000	12,000–45,000
HEATING	EER2 @ 95°F	Btu/h/W	12.00	12.00	12.00	12.00	12.00
	SEER2	Btu/h/W	20.00	20.00	20.00	20.00	19.50
	Cooling Operating Range (Min.–Max.)	°F	5–125	5–125	5–125	5–125	5–125
	Rated Capacity @ 47°F	Btu/h	9,000	12,000	18,000	24,000	36,000
	Heating Capacity Range (Min.–Max.)	Btu/h	5,500–18,000	5,500–18,000	8,500–24,000	7,500–34,000	11,000–45,000
INDOOR AIRFLOW	COP @ 47°F	W/W	3.52	3.52	3.38	3.52	3.70
	COP @ 5°F	W/W	1.80	1.80	2.00	2.00	2.00
	HSPF2	Btu/h/W	9.50	9.50	10.00	10.50	9.50
	Rated Capacity Heating @ 17°F (-8.3°C)	Btu/h	8,900	8,900	14,100	19,100	25,500
	Maximum Heating Capacity @ 5°F (-15°C)	Btu/h	12,000	12,000	18,000	24,000	36,000
INDOOR FAN MOTOR	Maximum Heating Capacity @ -13°F (-25°C)	Btu/h	8,400	8,400	12,600	16,200	25,200
	Heating Operating Range (Min.–Max.)	°F	-22–75	-22–75	-22–75	-22–75	-22–75
	Air Circulation (Max./H/M/L)	ft³ CFM	341/341/294/235	341/341/294/235	643/643/554/465	706/706/588/494	1,030/1,030/883/736
	Sound Rating – Indoor (High)	dB(A)	52	52	50	53	60
	Output	W	57	57	75	75	106
OUTDOOR AIRFLOW	Speed (High/Medium/Low)	r/min	700/600/500	700/600/500	420/380/320	470/400/340	660/560/480
	Air Circulation (High) for Outdoor	ft³ CFM	1,354	1,354	1,853	2,235	3,350
	Sound Rating – Outdoor	dB(A)	64.0	64.0	68.0	71.0	74.0
	Output	W	40	40	60	110	250
	Speed (High)	r/min	880	880	880	870	850
ELECTRICAL	Rated Current	Cooling (A)	3.00	4.30	6.30	8.50	14.20
		Cooling (W)	750	1,000	1,500	2,000	3,000
		Heating (A)	3.00	4.25	6.78	8.50	13.50
		Heating (W)	750	1,000	1,560	2,000	2,850
	MOP (Rating of Overcurrent Protective Device)	A	20	20	25	30	50
REFRIGERATION (R-454B)	MCA (Minimum Circuit Ampacity)	A	12	12	16	22	30
	Communication Wire Size and Type		4 × 16AWG	4 × 16AWG	4 × 16AWG	4 × 16AWG	4 × 16AWG
	Moisture Removal	pints/hr	1.96	3.14	4.22	6.26	9.55
	Refrigerant Charge Volume	oz.	38.1	38.1	56.4	74.1	112.8
	Liquid Pipe	in.	1/4	1/4	1/4	3/8	3/8
INDOOR UNIT DIMENSIONS & WEIGHTS	Gas Pipe	in.	3/8	3/8	1/2	5/8	5/8
	Max. Pipe Length (Total)	ft.	130	130	150	165	164
	Max. Elevation (Indoor Units Higher Than Outdoor Unit)	ft.	50	50	80	100	98
	Pre-charge Pipe Length	ft.	25	25	25	25	25
	Additional Refrigerant Charge per Foot After 25 ft.	oz./ft.	0.16	0.16	0.16	0.38	0.38
OUTDOOR UNIT DIMENSIONS & WEIGHTS	Dimension (W×H×D)	in.	22-1/2×8-1/2×22-1/2	22-1/2×8-1/2×22-1/2	33-1/8×9-1/4×33-1/8	33-1/8×9-1/4×33-1/8	33-1/8×10-3/4×33-1/8
		mm	570×215×570	570×215×570	840×236×840	840×236×840	840×272×840
	Packing (L×W×H)	in.	28-3/4×26-1/4×11-1/2	28-3/4×26-1/4×11-1/2	37-3/8×12-5/8×37-3/8	37-3/8×12-5/8×37-3/8	37-3/8×14-1/8×37-3/8
		mm	730×668×292	730×668×292	950×320×950	950×320×950	950×360×950
	Net Weight	lbs.	34.2	34.2	52.9	52.9	57.3
GRILLE DIMENSIONS & WEIGHTS		kg	15.5	15.5	24.0	24.0	26.0
	Shipping Weight	lbs.	40.8	40.8	63.9	63.9	70.6
		kg	18.5	18.5	29.0	29.0	32.0
	Dimension (W×H×D)	in.	31-7/8×22-7/8×11	31-7/8×22-7/8×11	33-7/8×26-3/8×12-1/4	35-3/8×29-1/2×13-3/8	43-1/4×34-1/2×17-3/4
		mm	810×580×280	810×580×280	860×670×310	900×750×340	1,100×875×450
DECORATIVE GRILLE	Packing (L×W×H)	in.	37×16-1/2×25-1/4	37×16-1/2×25-1/4	39×17-3/4×28-3/4	41×32-5/8×18-1/8	45-7/8×39-1/2×21-1/4
		mm	940×420×640	940×420×640	990×730×450	1,040×830×460	1,165×1,005×540
	Net Weight	lbs.	79.4	79.4	103.6	123.4	185.2
		kg	36.0	36.0	47.0	56.0	84.0
	Shipping Weight	lbs.	86.0	86.0	111.3	132.3	209.4
FPGC0912A		kg	39.0	39.0	50.5	60.0	95.0
	Dimension (W×H×D)	in.	24-3/8×1-5/8×24-3/8	24-3/8×1-5/8×24-3/8	37-3/8×2×37-3/8	37-3/8×2×37-3/8	37-3/8×2×37-3/8
		mm	620×40×620	620×40×620	950×50×950	950×50×950	950×50×950
	Packing (L×W×H)	in.	27-1/8×26-3/4×4-1/2	27-1/8×26-3/4×4-1/2	40-1/8×39-3/8×4-1/8	40-1/8×39-3/8×4-1/8	40-1/8×39-3/8×4-1/8
		mm	690×680×115	690×680×115	1,020×1,000×105	1,020×1,000×105	1,020×1,000×105
FPGC182436A	Net Weight	lbs.	5.7	5.7	14.3	14.3	14.3
		kg	2.6	2.6	6.5	6.5	6.5
	Shipping Weight	lbs.	9.9	9.9	19.8	19.8	19.8
		kg	4.5	4.5	9.0	9.0	9.0



Ceiling Cassette Grilles (Required)



FPGC0912A



FPGC182436A

DECORATIVE GRILLE

FPGC0912A FPGC182436A

FITS
FPHFC09A3D,
FPHFC12A3D

FITS
FPHFC18A3D,
FPHFC24A3D,
FPHFC36A3D

FLOATING AIR™ ULTRA™ SERIES | MULTI-ZONE | CEILING CASSETTE HEAT PUMPS

MODEL	Indoor Model	Unit	FPHFC09A3D	FPHFC12A3D	FPHFC18A3D	FPHFC24A3D
	Power Supply	V/ph/Hz	208V/230V~, 60Hz, 1P			
COOLING	Rated Capacity @ 95°F	Btu/h	9,000	12,000	18,000	24,000
	Cooling Capacity Range (Min.–Max.)	Btu/h	4,300–14,500	4,300–14,500	7,800–24,000	9,000–30,000
HEATING	Rated Capacity @ 47°F	Btu/h	9,000	12,000	18,000	24,000
	Heating Capacity Range (Min.–Max.)	Btu/h	5,500–18,000	5,500–18,000	8,500–24,000	7,500–34,000
AIRFLOW	Air Circulation (H/M/L)	ft³ CFM	341/341/294/235	341/341/294/235	643/643/554/465	706/706/588/494
	Sound Rating – Indoor (H/M/L)	dB(A)	52	52	50	53
FAN MOTOR	Output	W	57	57	75	75
	Speed (High/Med/Low)	r/min	700/600/500	700/600/500	420/380/320	470/400/340
DIMENSIONS & WEIGHTS	Dimension (W×H×D)	in.	22-1/2×8-1/2×22-1/2	22-1/2×8-1/2×22-1/2	33-1/8×9-1/4×33-1/8	33-1/8×9-1/4×33-1/8
		mm	570×215×570	570×215×570	840×236×840	840×236×840
	Packing (L×W×H)	in.	28-3/4×26-1/4×11-1/2	28-3/4×26-1/4×11-1/2	37-3/8×12-5/8×37-3/8	37-3/8×12-5/8×37-3/8
		mm	730×668×292	730×668×292	950×950×320	950×950×320
	Net Weight	lbs.	34.2	34.2	52.9	52.9
		kg	15.5	15.5	24.0	24.0
	Shipping Weight	lbs.	40.8	40.8	63.9	63.9
		kg	18.5	18.5	29.0	29.0
INDOOR GRILLE	Dimension (W×H×D)	in.	24-3/8×1-5/8×24-3/8	24-3/8×1-5/8×24-3/8	37-3/8×2×37-3/8	37-3/8×2×37-3/8
		mm	620×40×620	620×40×620	950×50×950	950×50×950
	Packing (L×W×H)	in.	27-1/8×26-3/4×4-1/2	27-1/8×26-3/4×4-1/2	40-1/8×39-3/8×4-1/8	40-1/8×39-3/8×4-1/8
		mm	690×680×115	690×680×115	1,020×1,000×105	1,020×1,000×105
	Net Weight	lbs.	5.7	5.7	14.3	14.3
		kg	2.6	2.6	6.5	6.5
	Shipping Weight	lbs.	9.9	9.9	19.8	19.8
		kg	4.5	4.5	9.0	9.0



FLOATING AIR™ ULTRA™ SERIES | MULTI-ZONE | OUTDOOR UNITS

For Outdoor Model Specs, see page 22.



ULTRA™ SERIES

THE INSIDER® CONCEALED DUCTED HEAT PUMPS



GOOD | BETTER | **BEST**

Key Features

- Precision Inverter® technology (variable speed compressor)
- Soft-Start™ compressor
- BLDC motor
- 3 fan speeds

- Control lock function on controller
- External static pressure range 0-.40 (single-zone)
- External static pressure range 9K/12K/18K/24K 0-.40 WC (multi-zone)

indicates sustainability feature

- All models ENERGY STAR® and ENERGY STAR® Cold Climate Heat Pump certified
- Wall controller included (FPWC¹)



Single-zone



FPHFR09A3D, FPHFR12A3D



FPHFR18A3D, FPHFR24A3D,
FPHFR36A3D



- Low ambient heat pump operation down to -22°F
- Low ambient cooling operation down to 5°F
- Low temperature compressor start-up protection

Multi-zone



FPHMR18A3D



FPHMR27A3D, FPHMR36A3D,
FPHMR42A3D



- Low ambient heat pump operation down to -13°F
- Low ambient cooling operation down to 5°F
- Low temperature compressor start-up protection



FPHFD09A3D, FPHFD12A3D,
FPHFD18A3D, FPHFD24A3D,
FPHSD36A3D



FLOATING AIR™ ULTRA™ SERIES | SINGLE-ZONE | THE INSIDER® CONCEALED DUCTED HEAT PUMPS

MODEL	Model Set	Unit	FPHD093D	FPHD123D	FPHD183D	FPHC243D	FPHC363D
	Indoor Model		FPHFD09A3D	FPHFD12A3D	FPHFD18A3D	FPHFD24A3D	FPHSD36A3D
	Outdoor Model		FPHFR09A3D	FPHFR12A3D	FPHFR18A3D	FPHFR24A3D	FPHFR36A3D
	Power Supply		208V/230V~, 60Hz, 1P				
	ENERGY STAR® Standard		Y/N	Y	Y	Y	Y
ENERGY STAR – Cold Climate		Y/N	Y	Y	Y	Y	Y
COOLING	Rated Capacity @ 95°F	Btu/h	9,000	12,000	18,000	24,000	33,000
	Cooling Capacity Range (Min.–Max.)	Btu/h	4,300–14,500	4,300–14,500	6,500–25,000	9,000–31,500	12,000–45,000
	EER2 @ 95°F	Btu/h/W	11.70	11.71	11.69	11.71	11.70
	SEER2	Btu/h/W	19.50	19.50	19.00	19.00	18.50
	Cooling Operating Range	°F	5–125	5–125	5–125	5–125	5–125
HEATING	Rated Capacity @ 47°F	Btu/h	9,000	12,000	18,000	24,000	36,000
	Heating Capacity Range (Min.–Max.)	Btu/h	5,300–18,000	5,300–18,000	5,700–30,000	7,600–37,500	11,000–45,000
	COP @ 47°F	W/W	3.52	3.52	3.43	3.52	3.64
	COP @ 5°F	W/W	1.80	1.80	2.00	2.00	2.00
	HSPF2	Btu/h/W	9.50	9.50	9.00	9.50	9.00
	Rated Capacity Heating @ 17°F (-8.3°C)	Btu/h	8,700	8,700	13,200	15,800	25,500
	Maximum Heating Capacity @ 5°F (-15°C)	Btu/h	12,000	12,000	18,000	24,000	36,000
	Maximum Heating Capacity @ -13°F (-25°C)	Btu/h	8,400	8,400	12,600	16,000	25,200
	Heating Operating Range	°F	-22–75	-22–75	-22–75	-22–75	-22–75
	INDOOR AIRFLOW	Air Circulation (Max./H/M/L)	ft³ CFM	324/324/294/235	324/324/294/235	530/530/471/412	735/735/647/559
Sound Rating – Indoor (High)		dB(A)	52	52	50	53	60
ESP (in H₂O)		Rated With Filter	0.18	0.18	0.18	0.58	0.58
		Range With Filter	0–0.12	0–0.12	0–0.56	0–0.66	0–0.71
INDOOR FAN MOTOR	Output	W	57	57	75	75	106
	Speed (High/Med/Low)	r/min	1,110/1,000/800	1,110/1,000/800	920/820/720	1,400/1,250/1,100	1,260/1,150/1,020
OUTDOOR AIRFLOW	Air Circulation (High) for Outdoor	ft³ CFM	1,354	1,354	1,853	2,235	3,350
	Sound Rating – Outdoor	dB(A)	64.0	64.0	68.0	71.0	74.0
OUTDOOR FAN MOTOR	Output	W	40	40	60	102	250
	Speed (High)	r/min	880	880	880	870	850
ELECTRICAL	Rated Current	Cooling (A)	3.10	4.50	6.70	9.40	13.40
		Cooling (W)	769	1,025	1,540	2,050	2,820
		Heating (A)	2.86	4.30	6.78	9.20	13.80
		Heating (W)	750	1,000	1,540	2,050	2,900
	MOP (Rating of Overcurrent Protective Device)	A	20	20	25	30	50
	MCA (Minimum Circuit Ampacity)	A	12	12	16	22	30
REFRIGERATION (R-454B)	Communication Wire Size and Type		4 × 16AWG	4 × 16AWG	4 × 16AWG	4 × 16AWG	4 × 16AWG
	Moisture Removal	pints/hr	2.35	3.66	4.26	4.31	9.55
	Refrigerant Charge Volume	oz.	38.1	38.1	56.4	74.1	112.8
	Liquid Pipe	in.	1/4	1/4	1/4	3/8	3/8
	Gas Pipe	in.	3/8	3/8	1/2	5/8	5/8
	Max. Pipe Length (Total)	ft.	130	130	150	165	164
	Max. Elevation (Indoor Units Higher Than Outdoor Unit)	ft.	50	50	80	100	98
	Pre-charge Pipe Length	ft.	25	25	25	25	25
	Additional Refrigerant Charge per Foot After 25 ft.	oz./ft.	0.16	0.16	0.16	0.38	0.38
INDOOR UNIT DIMENSIONS & WEIGHTS	Dimension (W×H×D)	in.	35-7/8×7-1/2×17-5/8	35-7/8×7-1/2×17-5/8	31-1/2×9-5/8×27-1/2	43-1/4×9-5/8×27-1/2	55-1/8×11-3/4×31-1/2
		mm	910×190×447	910×190×447	800×245×700	1,100×245×700	1,400×300×800
	Packing (L×W×H)	in.	42-1/2×22-1/4×11-1/4	42-1/2×22-1/4×11-1/4	38-5/8×12-3/8×31-7/8	50-3/8×12-3/8×31-7/8	62-1/4×15×36-1/4
		mm	1,080×565×285	1,080×565×285	980×315×810	1,280×315×810	1,580×380×920
	Net Weight	lbs.	44.1	44.1	58.4	73.9	112.4
		kg	20.0	20.0	26.5	33.5	51.0
	Shipping Weight	lbs.	51.8	51.8	58.4	73.9	125.7
		kg	23.5	23.5	31.0	38.5	57.0
OUTDOOR UNIT DIMENSIONS & WEIGHTS	Dimension (W×H×D)	in.	31-7/8×22-7/8×11	31-7/8×22-7/8×11	33-7/8×26-3/8×12-1/4	35-3/8×29-1/2×13-3/8	43-1/4×34-1/2×17-3/4
		mm	810×580×280	810×580×280	860×670×310	900×750×340	1,100×875×450
	Packing (L×W×H)	in.	37×16-1/2×25-1/4	37×16-1/2×25-1/4	39×17-3/4×28-3/4	41×32-5/8×18-1/8	45-7/8×39-1/2×21-1/4
		mm	940×420×640	940×420×640	990×450×730	1,040×830×460	1,165×1,005×540
	Net Weight	lbs.	79.4	79.4	103.6	123.4	185.2
		kg	36.0	36.0	47.0	56.0	84.0
	Shipping Weight	lbs.	86.0	86.0	111.3	132.3	209.4
		kg	39.0	39.0	50.5	60.0	95.0



FLOATING AIR™ *ULTRA*™ SERIES | MULTI-ZONE | THE INSIDER® CONCEALED DUCTED HEAT PUMPS

MODEL	Indoor Model	Unit	FPHFD09A3D	FPHFD12A3D	FPHFD18A3D	FPHFD24A3D
	Power Supply	V/ph/Hz	208V/230V~, 60Hz, 1P			
COOLING	Rated Capacity @ 95°F	Btu/h	9,000	12,000	18,000	24,000
	Cooling Capacity Range (Min. –Max.)	Btu/h	4,300–14,500	4,300–14,500	6,500–25,000	9,000–31,500
HEATING	Rated Capacity @ 47°F	Btu/h	9,000	12,000	18,000	24,000
	Heating Capacity Range (Min. –Max.)	Btu/h	5,300–18,000	5,300–18,000	5,700–30,000	7,600–37,500
AIRFLOW	Air Circulation (H/M/L)	ft³ CFM	324/324/294/235	324/324/294/235	530/530/471/412	735/735/647/559
	Sound Rating ~ Indoor (H/M/L)	dB(A)	57	57	60	68
	ESP (in H ₂ O)	Rated with filter	0.18	0.18	0.18	0.58
		Rated with filter	0–0.12	0–0.12	0–0.56	0–0.66
FAN MOTOR	Output	W	57	57	75	75
	Speed (High/Med/Low)	r/min	1,110/1,000/800	1,110/1,000/800	920/820/720	1,400/1,250/1,100
DIMENSIONS & WEIGHTS	Dimension (W×H×D)	in.	35-7/8×7-1/2×17-5/8	35-7/8×7-1/2×17-5/8	31-1/2×9-5/8×27-1/2	43-1/4×9-5/8×27-1/2
		mm	910×190×447	910×190×447	800×245×700	1,100×245×700
	Packing (L×W×H)	in.	42-1/2×22-1/4×11-1/4	42-1/2×22-1/4×11-1/4	38-5/8×12-3/8×31-7/8	50-3/8×12-3/8×31-7/8
		mm	1,080×565×285	1,080×565×285	980×315×810	1,280×315×810
	Net Weight	lbs.	44.1	44.1	58.4	73.9
		kg	20.0	20.0	26.5	33.5
	Shipping Weight	lbs.	51.8	51.8	58.4	73.9
		kg	23.5	23.5	31.0	38.5



FLOATING AIR™ *ULTRA*™ SERIES | MULTI-ZONE | OUTDOOR UNITS

For Outdoor Model Specs, see page 22.

Floating Air[®] ULTRA[™] SERIES AIR HANDLERS

GOOD | BETTER | BEST

Key Features

- ✓ Precision Inverter[®] technology (variable speed compressor)
- ✓ Soft-Start[™] compressor
- ✓ BLDC motor
- 3 fan speeds

- Air handler can be installed in 4 configurations; upflow, downflow, horizontal left and horizontal right
- Aluminum indoor coil
- Compatible with 24V thermostats

✓ indicates sustainability feature

- ✓ All models ENERGY STAR[®] and ENERGY STAR[®] Cold Climate Heat Pump certified
- Efficiencies of up to 19.0 SEER2

Multi-zone



FPHFA18A3D, FPHFA24A3D



FPHMR27A3D, FPHMR36A3D, FPHMR42A3D



- Low ambient heat pump operation down to -13°F
- Low ambient cooling operation down to 5°F
- Low temperature compressor start-up protection



FLOATING AIR[™] ULTRA[™] | MULTI-ZONE | AIR HANDLER

MODEL	Indoor Model	Unit	FPHFA18A3D	FPHFA24A3D
	Power Supply	V/ph/Hz	208V/230V~, 60Hz, 1P	
COOLING	Rated Capacity @ 95°F	Btu/h	18,000	24,000
	Cooling Capacity Range (Min.-Max.)	Btu/h	10,500-31,000	10,500-31,000
HEATING	Rated Capacity @ 47°F	Btu/h	18,000	24,000
	Heating Capacity Range (Min.-Max.)	Btu/h	11,700-33,000	11,700-33,000
AIRFLOW	Rated Airflow	ft³ CFM	800	800
	Min.-Max.	ft³ CFM	529-823	529-823
	Sound Rating - Indoor (High)	dB(A)	51	51
FAN MOTOR	Output	W	373	373
	RLA	A	2.6	2.6
	Speed (High/Low)	r/min	350-1,400	350-1,400
DIMENSIONS & WEIGHTS	Dimension (W×H×D)	in.	17-4/8×45×21	17-4/8×45×21
		mm	445×1,143×534	445×1,143×534
	Packing (L×H×W)	in.	20-4/8×25-2/8×49-6/8	20-4/8×25-2/8×49-6/8
		mm	520×1,265×640	520×1,265×640
	Net Weight	lbs.	130.5	130.5
		kg	59.2	59.2
	Shipping Weight	lbs.	153.6	153.6
		kg	69.7	69.7



Standard

With Registration

FLOATING AIR™ ULTRA™ SERIES | MULTI-ZONE | OUTDOOR UNITS



OUTDOOR MODEL	Outdoor Model		FPHMR18A3D	FPHMR27A3D	FPHMR36A3D	FPHMR42A3D
	Power Supply	V/Hz/ph	208V/230V~, 60Hz,1P			
	ENERGY STAR® Standard*	Y/N	Y	Y	Y	Y
	ENERGY STAR – Cold Climate*	Y/N	Y	Y	Y	Y
COOLING	Rated Capacity @ 95°F	Btu/h	18,000	27,000	36,000	42,000
	Cooling Capacity Range (Min.–Max.)	Btu/h	9,000–22,000	9,000–31,000	9,000–46,800	9,000–54,600
	EER2 @ 95°F*	Btu/h/W	13.30	12.85	12.85	12.00
	SEER2*	Btu/h/W	22.00	23.00	22.00	22.00
	Cooling Operating Range (Min.–Max.)	°F	5–125	5–125	5–125	5–125
HEATING	Rated Capacity @ 47°F	Btu/h	18,000	27,000	36,000	42,000
	Heating Capacity Range (Min.–Max.)	Btu/h	9,000–30,000	9,000–44,000	9,000–54,000	9,000–58,000
	COP @ 47°F*	W/W	3.82	3.60	3.91	3.60
	COP @ 5°F*	W/W	1.99	1.82	1.92	1.92
	HSPF2*	Btu/h/W	10.0	10.0	10.0	9.50
	Rated Capacity Heating @ 17°F (-8.3°C)	Btu/h	11,500	17,600	22,600	28,200
	Maximum Heating Capacity @ 5°F (-15°C)	Btu/h	18,000	27,000	36,000	36,000
	Maximum Heating Capacity @ -13°F (-25°C)	Btu/h	13,356	19,177	26,175	27,216
	Heating Operating Range (Min.–Max.)	°F	-13–75	-13–75	-13–75	-13–75
AIRFLOW	Air Circulation (High) for Outdoor	ft³ CFM	1,850	3,357	3,357	3,357
	Sound Rating – Outdoor	dB(A)	55	62	64	64
FAN MOTOR	Output	W	60	220	220	220
	Speed (High)	r/min	880	850	830	830
ELECTRICAL	Rated Current	Cooling (A)	6.3	9.3	12.8	15.5
		Cooling (W)	1,350	2,100	2,802	3,500
		Heating (A)	6.4	10.0	12.5	18.0
		Heating (W)	1,380	2,200	2,700	3,910
	MOP (Rating of Overcurrent Protective Device)	A	30.0	40.0	50.0	60.0
	MCA (Minimum Circuit Ampacity)	A	21.0	25.0	32.0	36.0
	Communication Wire Size and Type		4 × 14AWG	4 × 14AWG	4 × 14AWG	4 × 14AWG
REFRIGERATION (R-454B)	Moisture Removal	pints/hr	2.4	3.0	4.3	4.4
	Refrigerant Charge Volume	oz.	51.1	76.2	105.8	105.8
	Liquid Pipe	in.	1/4	1/4	1/4	1/4
	Gas Pipe	in.	3/8	3/8	3/8	3/8
	Connection		Flare	Flare	Flare	Flare
	Max. Pipe Length (Total)	ft.	164.0	230.0	230.0	262.0
	Max. Elevation (Indoor Units Higher Than Outdoor Unit)	ft.	49.0	49.0	49.0	49.0
	Pre-charge Pipe Length	ft.	50.0	75.0	100.0	125.0
	Additional Refrigerant Charge per Foot After 25 ft.	oz./ft.	0.2	0.2	0.2	0.2
DIMENSIONS & WEIGHTS	Dimension (W×H×D)	in.	33-7/8×26-3/8×12-1/4	38-3/8×32-7/8×14-1/8	38-3/8×32-7/8×14-1/8	38-3/8×32-7/8×14-1/8
		mm	860×670×310	975×835×360	975×835×360	975×835×360
	Packing (L×W×H)	in.	39×17-3/4×28-3/4	43-3/4×18-1/8×37-3/4	43-3/4×18-1/8×37-3/4	43-3/4×18-1/8×37-3/4
		mm	990×450×730	1,111×460×960	1,111×460×960	1,111×460×960
	Net Weight	lbs.	101.4	160.6	169.8	172.0
		kg	46.0	72.9	77.0	78.0
	Shipping Weight	lbs.	112.4	183.2	191.8	194
		kg	51.0	83.1	87.0	88.0



*Efficiency data shown based on non-ducted indoor application.

FLOATING AIR™ ULTRA™ SERIES | MULTI-ZONE CONFIGURATIONS

Mix and match any combination of indoor units up to the maximum connected capacity.



FPHMR18A3D
24,000 Btu
MAX. CONNECTED CAPACITY

2 ZONES

MINIMUM combination must be 50% of nameplate capacity

Combinations SHOULD NOT:
Exceed the maximum allowable total indoor unit connected capacity of 24,000 Btu.



FPHMR27A3D
36,000 Btu
MAX. CONNECTED CAPACITY

2 ZONES

MINIMUM combination must be 50% of nameplate capacity

3 ZONES

Select any combination of (3) indoor units.

Combinations SHOULD NOT:
Exceed the maximum allowable total indoor unit connected capacity of 36,000 Btu.



FPHMR36A3D
48,000 Btu
MAX. CONNECTED CAPACITY

2 ZONES

Select two (2) 18,000 Btu indoor units

3 ZONES

Select any combination of (3) indoor units with no more than (2) 18,000 Btu indoor units plus (1) other indoor unit.

4 ZONES

Select any combination of (4) indoor units.

Combinations SHOULD NOT:
Exceed the maximum allowable total indoor unit connected capacity of 48,000 Btu.



FPHMR42A3D
54,000 Btu
MAX. CONNECTED CAPACITY

3 ZONES

Select any combination of (3) indoor units with no more than (2) 18,000 Btu indoor units plus (1) other indoor unit.

4 ZONES

Select any combination of (4) indoor units.

5 ZONES

Select any combination of (5) indoor units.

Combinations SHOULD NOT:
Exceed the maximum allowable total indoor unit connected capacity of 54,000 Btu.

MULTI-ZONE CONFIGURATION, AHRI RATINGS

Ruud Model	AHRI Reference Number	Indoor Type	System Cooling 95°F Capacity	EER2	High Heat 47°F	Low Heat 17°F (-8.3°C)	COP 5°F	Maximum Heating Capacity -13°F (-25°C)
FPHMR18A3D	215792836	Non-Ducted Indoor Units	18,000	13.30	18,000	11,500	1.99	13,356
	215792837	Ducted Indoor Units	18,000	12.00	18,000	11,900	1.96	13,356
	215792838	Mixed Ducted and Non-Ducted Indoor Units	18,000	12.65	18,000	11,700	1.96	13,356
FPHMR27A3D	215792839	Non-Ducted Indoor Units	27,000	12.85	27,000	17,600	1.82	19,177
	215792840	Ducted Indoor Units	27,000	11.50	27,000	18,200	1.84	19,177
	215792841	Mixed Ducted and Non-Ducted Indoor Units	27,000	12.20	27,000	18,000	1.82	19,177
FPHMR36A3D	215792846	Non-Ducted Indoor Units	36,000	12.85	36,000	22,600	1.92	26,175
	215792845	Ducted Indoor Units	36,000	12.85	36,000	21,000	1.83	26,175
	215792847	Mixed Ducted and Non-Ducted Indoor Units	36,000	12.85	36,000	21,800	1.87	26,175
FPHMR42A3D	215792843	Non-Ducted Indoor Units	42,000	12.00	48,000	28,200	1.92	27,216
	215792842	Ducted Indoor Units	42,000	11.35	45,000	27,400	1.83	27,216
	215792844	Mixed Ducted and Non-Ducted Indoor Units	42,000	11.80	46,500	27,800	1.87	27,216

Standard

With Registration



FLOATING AIR™ ULTRA™ SERIES | MULTI-ZONE ALLOWABLE CONFIGURATIONS

Select the outdoor unit that is applicable to the number of indoor spaces you want to heat and cool. Mix-and-match flexibility lets you select the type of indoor units best suited to the application. Select from wall-mounted, ceiling cassette or concealed ducted heat pumps.



2 ZONES ONLY



2 OR 3 ZONES



2, 3 OR 4 ZONES

18,000 BTU

24,000 Btu max. connected capacity

FPHMR18A3D		
ZONE 1	ZONE 2	TOTAL
7	7	14
7	9	16
7	12	19
9	9	18
9	12	21
12	12	24 (max.)

27,000 BTU

36,000 Btu max. connected capacity

FPHMR27A3D			
ZONE 1	ZONE 2	ZONE 3	TOTAL
7	7	-	14
7	9	-	16
7	12	-	19
7	18	-	25
9	9	-	18
9	12	-	21
9	18	-	27
9	24	-	33
12	12	-	24
12	18	-	30
18	18	-	36 (max.)
7	7	7	21
7	7	9	23
7	7	12	26
7	7	18	32
7	9	9	25
7	9	12	28
7	9	18	34
7	12	12	31
7	12	18	37
9	9	9	27
9	9	12	30
9	9	18	36 (max.)
9	12	12	33
12	12	12	36 (max.)

36,000 BTU

48,000 Btu max. connected capacity

FPHMR36A3D				
ZONE 1	ZONE 2	ZONE 3	ZONE 4	TOTAL
18	18	-	-	36
7	7	7	-	21
7	7	9	-	23
7	7	12	-	26
7	7	18	-	32
7	7	24	-	38
7	9	9	-	25
7	9	12	-	28
7	9	18	-	34
7	9	24	-	40
7	12	12	-	31
7	12	18	-	37
7	12	24	-	43
7	18	24	-	49
9	9	9	-	27
9	9	12	-	30
9	9	18	-	36
9	9	24	-	42
9	12	12	-	33
9	12	18	-	39
9	12	24	-	45
9	18	24	-	51
12	12	12	-	36
12	12	18	-	42
12	12	24	-	48 (max.)
18	18	7	-	43
18	18	9	-	45
18	18	12	-	48 (max.)
7	7	7	7	28
7	7	7	9	30
7	7	7	12	33
7	7	7	18	39
7	7	7	24	45
7	7	9	9	32
7	7	12	12	35
7	7	9	18	41
7	7	9	24	47
7	7	12	12	38
7	7	12	18	44
7	7	12	24	50
7	9	9	9	34
7	9	9	12	37
7	9	9	18	43
7	9	9	24	49
7	9	12	12	40
7	9	12	18	46
7	9	12	24	52
7	12	12	12	43
7	12	12	18	49
9	9	9	9	36
9	9	9	12	39
9	9	9	18	45
9	9	9	24	51
9	9	12	12	42
9	9	12	18	48
9	12	12	12	45
9	12	12	18	51
12	12	12	12	48 (max.)

■ Floating Air™ Multi-zone allowable combinations that exceed our 100% ratio.

INDOOR UNITS



Wall-mounted

MODEL	BTU
FPHMW07A3B	7,000
FPHFW09A3B	9,000
FPHFW12A3B	12,000
FPHFW18A3B	18,000
FPHFW24A3B	24,000



Ceiling cassette

MODEL	BTU
FPHFC09A3D	9,000
FPHFC12A3D	12,000
FPHFC18A3D	18,000
FPHFC24A3D	24,000



Concealed ducted

MODEL	BTU
FPHFD09A3A	9,000
FPHFD12A3A	12,000
FPHFD18A3A	18,000
FPHFD24A3A	24,000



Air handler

MODEL	BTU
FPHFA18A3D	18,000
FPHFA24A3D	24,000

FLOATING AIR™ ULTRA™ SERIES | MULTI-ZONE ALLOWABLE CONFIGURATIONS



3, 4 OR 5 ZONES

42,000 BTU

54,000 Btu max. connected capacity

FPHMR42A3D					
ZONE 1	ZONE 2	ZONE 3	ZONE 4	ZONE 5	TOTAL
7	7	7	-	-	21
7	7	9	-	-	23
7	7	12	-	-	26
7	7	18	-	-	32
7	7	24	-	-	38
7	9	9	-	-	25
7	9	12	-	-	28
7	9	18	-	-	34
7	9	24	-	-	40
7	12	12	-	-	31
7	12	18	-	-	37
7	12	24	-	-	43
7	18	18	-	-	43
7	18	24	-	-	49
9	9	9	-	-	27
9	9	12	-	-	30
9	9	18	-	-	36
9	9	24	-	-	42
9	12	12	-	-	33
9	12	18	-	-	39
9	12	24	-	-	45
9	18	18	-	-	45
9	18	24	-	-	51
12	12	12	-	-	36
12	12	18	-	-	42
12	12	24	-	-	48
12	18	18	-	-	48
12	18	24	-	-	54
7	7	7	7	-	28
7	7	7	9	-	30
7	7	7	12	-	33
7	7	7	18	-	39
7	7	7	24	-	45
7	7	9	9	-	32
7	7	9	12	-	35
7	7	9	18	-	41
7	7	9	24	-	47
7	7	12	12	-	38
7	7	12	18	-	44
7	7	12	24	-	50
7	7	18	24	-	56
7	9	9	9	-	34
7	9	9	12	-	37
7	9	9	18	-	43
7	9	9	24	-	49
7	9	12	12	-	40
7	9	12	18	-	46
7	9	12	24	-	52
7	9	18	24	-	58
7	12	12	12	-	43
7	12	12	18	-	49
7	12	12	24	-	55
9	9	9	9	-	36
9	9	9	12	-	39
9	9	9	18	-	45
9	9	9	24	-	51
9	9	12	12	-	42
9	9	12	18	-	48
9	9	12	24	-	54 (max.)
9	9	18	24	-	60
9	12	12	12	-	45
9	12	12	18	-	51
9	12	12	24	-	57
12	12	12	12	-	48
12	12	12	18	-	54 (max.)

FPHMR42A3D					
ZONE 1	ZONE 2	ZONE 3	ZONE 4	ZONE 5	TOTAL
7	7	7	7	7	35
7	7	7	7	9	37
7	7	7	7	12	40
7	7	7	7	18	46
7	7	7	7	24	52
7	7	7	9	9	39
7	7	7	9	12	42
7	7	7	9	18	48
7	7	7	9	24	54 (max.)
7	7	7	12	12	45
7	7	7	12	18	51
7	7	9	9	9	41
7	7	9	9	12	44
7	7	9	9	18	50
7	7	9	12	12	47
7	7	12	12	12	50
7	9	9	9	9	43
7	9	9	9	12	46
7	9	9	9	18	52
7	9	9	12	12	49
7	9	12	12	12	52
9	9	9	9	9	45
9	9	9	9	12	48
9	9	9	9	18	54 (max.)
9	9	9	12	12	51
9	9	12	12	12	54 (max.)

TECH SPECS

REFRIGERATION LINE SETS (REQUIRED) OUTSIDE DIMENSIONS & MIN./MAX. LENGTHS

FLOATING AIR™ ACHIEVER PLUS® SERIES & ULTRA™ SERIES WALL-MOUNTED						
Model Set	Liquid	Suction	Lineset Kit	Lineset Kit	Min. (ft.)	Max. Each/ Total (ft.)
FPHW091C	1/4	3/8	T32150 - 15'	T32350 - 35'	10	66
FPHW121C	1/4	3/8	T32150 - 15'	T32350 - 35'	10	66
FPHW093D	1/4	3/8	T32150 - 15'	T32350 - 35'	10	66
FPHW123D	1/4	3/8	T32150 - 15'	T32350 - 35'	10	66
FPHW183D	1/4	1/2	T42150 - 15'	T42250 - 25'	10	98
FPHW243D	3/8	5/8	T53250 - 25'	T53350 - 35'	10	98
FLOATING AIR™ ACHIEVER PLUS® SERIES & ULTRA™ SERIES MULTI-ZONE OUTDOOR						
FPHMR18A3D	1/4	3/8	T32150 - 15'	T32350 - 35'	25	82/164
FPHMR27A3D	1/4	3/8	T32150 - 15'	T32350 - 35'	25	66/230
FPHMR36A3D	1/4	3/8	T32150 - 15'	T32350 - 35'	25	66/230
FPHMR42A3D	1/4	3/8	T32150 - 15'	T32350 - 35'	25	66/262
FLOATING AIR™ ACHIEVER® SERIES WALL-MOUNTED						
FSHW091C	1/4	3/8	T32150 - 15'	T32350 - 35'	10	66
FSHW121C	1/4	3/8	T32150 - 15'	T32350 - 35'	10	66
FSHW183D	1/4	1/2	T42150 - 15'	T42350 - 35'	10	98
FSHW243D	3/8	5/8	T53250 - 25'	T53350 - 35'	10	98
FSHW363D	3/8	5/8	T53250 - 25'	T53350 - 35'	15	98
FLOATING AIR™ ULTRA™ SERIES CASSETTE SINGLE-ZONE						
FPHC093D	1/4	3/8	T32150 - 15'	T32350 - 35'	25	82
FPHC123D	1/4	3/8	T32150 - 15'	T32350 - 35'	25	82
FPHC183D	1/4	1/2	T42150 - 15'	T42250 - 25'	25	82
FPHC243D	3/8	5/8	T53250 - 25'	T53350 - 35'	25	164
FPHC363D	3/8	3/4	T63500 - 50'		25	164
FLOATING AIR™ ULTRA™ SERIES THE INSIDER® SINGLE-ZONE CONCEALED DUCTED						
FPHD093D	1/4	3/8	T32150 - 15'	T32350 - 35'	25	82
FPHD123D	1/4	3/8	T32150 - 15'	T32350 - 35'	25	82
FPHD183D	1/4	1/2	T42150 - 15'	T42250 - 25'	25	82
FPHD243D	3/8	5/8	T53250 - 25'	T53350 - 35'	25	164
FPHD363D	3/8	3/4	T63500 - 50'		25	164

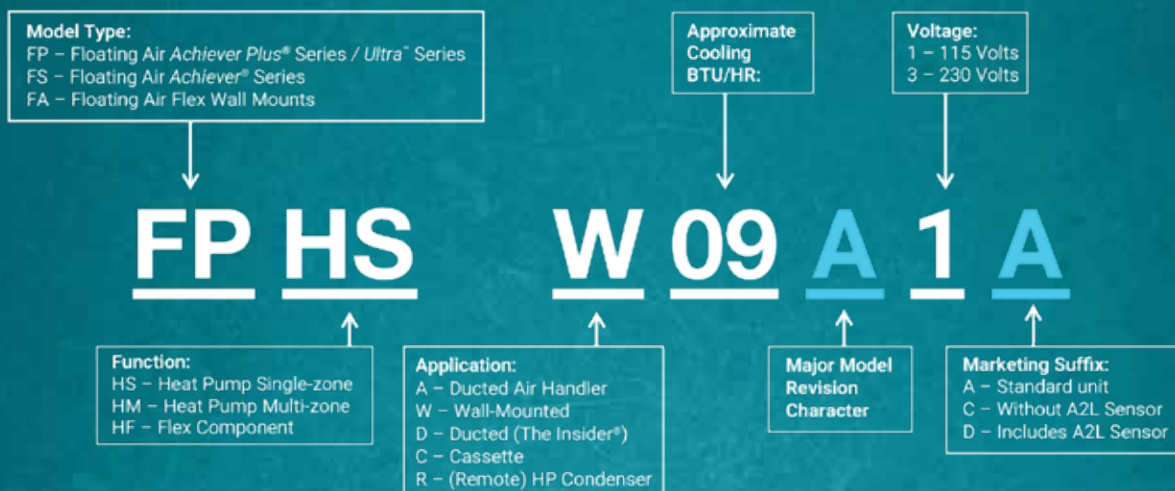
AIR HANDLER REFRIGERATION LINE SET INFORMATION COMING SOON.

TORQUE WRENCH SETTINGS

Outside Diameter		Torque	
mm	in.	ft.-lbs.	N·m
6.35	1/4	13 – 18	17.6 – 24.5
9.52	3/8	25 – 30	33.3 – 41.2
12.7	1/2	40 – 47	53.9 – 64.7
15.88	5/8	45 – 59	61.7 – 80.4

MODEL IDENTIFICATION GUIDE

(PRELIMINARY)



ACCESSORIES

FreshAir® IAQ (Optional)



FreshAir Purifier APWM1 by iWave® – Optional accessory for all wall-mounted ductless models that kills mold, bacteria and viruses—while effectively removing odors and VOCs.

Wall Controllers (Optional)



FPWC1 – Optional hard-wired controller for Floating Air wall-mounted and cassette indoor models. Included with concealed ducted models. Not compatible with AHU indoor models. See your Ruud representative for options.



DSSXEMWRTA4 – Optional wireless energy management thermostat with occupancy sensor. For Floating Air Achiever Plus® Series, single- and multi-zone models.

Sensors (Optional, Depending Upon Model)



ADS01 – Optional A²L sensor for Floating Air FAHMMW⁰⁷A³D, FAHFW⁰⁹A³D, and FAHFW¹²A³D ²³⁰V indoor wall-mounted. See Installation and Operational Manual for additional information & requirements.

RUUD® FLOATING AIR™

FEATURES AT A GLANCE



VERSATILE, SUPER-EFFICIENT
& ULTRA-QUIET

Cooling & Heating Efficiencies Up To:
25.0 SEER2 / 13.6 EER2 / 11.0 HSPF2

Cooling & Heating Capacities*:

- 9–36K nominal BTU (single-zone)
- 18–42K nominal BTU (multi-zone)

Sound Rating:

- Indoor units – As low as 32 dB(A)
- Outdoor units – As low as 53 dB(A)

Compressor Type: Precision Inverter®
variable speed

ENERGY STAR® Heat Pump Certified:

Yes – some *Achiever®* and all *Achiever Plus®*
and *Ultra™* Series models

ENERGY STAR® Cold Climate Heat Pump

Certified: Yes – all *Achiever Plus®* and
Ultra™ Series models

Refrigerant Type:

- Low-GWP R-454B (*Achiever Plus®* and
Ultra™ Series models)
- Low-GWP R-32 (*Achiever®* Series models)

Key Features:

- PlusOne® **FastPro®** Easy-service
Design (wall-mounted models only)
- Built-in Wi-Fi with ComfortPro
mobile app (wall-mounted and
ceiling cassette models only)
- Precision Inverter® technology
- Extreme Heat Pump Operation
(*Ultra™* Series models only)
- Diamonblue™ Advanced
Corrosion Protection
- FreshAir® IAQ ready

Additional Standard Features:

- Auto changeover (Single-zone only)
- Wall controller option with 7-day programmability
- 24-hour programmable timer
- Washable air filter
- 4-way auto swing (wall-mounted and ceiling cassette models only)

Limited Warranty:

- Parts – 7 years (standard) or 10 years (registration required)
- Compressor – 10 years (standard)

**See model series for details*



Ruud-Canada.ca/FloatingAir

RELY ON



Ruud-Canada.ca

Ruud Heating & Cooling

As the only brand bringing innovative air and water solutions to homes and businesses around the world, Ruud continues to deliver advanced comfort, savings and experiences to our customers—just as we've done since 1925.



Ruud USA
5600 Old Greenwood Road
Fort Smith, Arkansas 72908



Ruud Canada Ltd. / Ltée
125 Edgeware Road, Unit 1
Brampton, Ontario L6Y 0P5



Many Ruud Floating Air™ *Achiever Plus®* Series and *Ultra™* Series models have earned our Sustainability Standout® seal, indicating that they are among the best of the best. We created the seal to help you more easily find the products that save energy, save money and save the planet.

Due to continuing research in new energy-saving technology, specifications are subject to change without notice. Your energy costs will depend on your utility rates and use. The estimated energy cost is based on a electricity cost of \$.13 per kWh. For more information, visit www.ftc.gov/energy.

Apple and the Apple logo are trademarks of Apple Inc., registered in the U.S. and other countries. Amazon, Alexa and all related logos are trademarks of Amazon.com, Inc. or its affiliates. App Store is a service mark of Apple Inc., registered in the U.S. and other countries. Google, Google Play and the Google Play logo are trademarks of Google LLC.

© 2025 Rheem Manufacturing Company. Ruud trademarks owned by Rheem Manufacturing Company. In keeping with its policy of continuous progress and product improvement, Rheem reserves the right to make changes without notice.

Printed in Canada | 03/25 | QG | Form No. M22-7508 | Rev. 0